

# **Exhibitor Kit 2022**



**February 24<sup>th</sup> to 27<sup>th</sup>, 2022**  
**(New dates)**

# Table of Contents

<b>1</b>	<b>General information .....</b>	<b>4</b>
1.1	Location.....	4
1.2	Show hours .....	4
1.3	Move-in.....	4
1.4	Move-out .....	4
1.5	COVID information.....	5
1.6	EY Center Parking.....	5
1.7	Hotel Partner.....	5
1.8	Exhibitor Badges .....	6
❖	Exhibitor Badges Form .....	6
<b>2</b>	<b>Regulations .....</b>	<b>6</b>
2.1	Insurance.....	6
2.2	Contest.....	7
2.3	Food and Beverage sample or sale .....	8
❖	Food and Beverage Sampling authorization from EY Centre.....	8
<b>3</b>	<b>Rules and Regulations from the EY Center .....</b>	<b>8</b>
3.1	Adhesives .....	8
3.2	Alcohol .....	9
3.3	Animals.....	9
3.4	Balloons.....	9
3.5	Copywriting Material .....	9
3.6	Custom Broker .....	9
3.7	Electrical Safety Requirements .....	9
3.8	Electrical Safety Authority.....	10
3.9	Fire regulations - General .....	10
3.10	Flammable materials.....	11
<b>4</b>	<b>Booth conformance and Order forms .....</b>	<b>11</b>
4.1	Floor covering (with Stronco) .....	11
❖	Stronco Carpet Order Form .....	11
❖	Stronco Payment Policy .....	11
4.2	Booth Walls (with Stronco) .....	11
❖	Hardwall Booth Rental Form.....	12

❖	Stronco Payment Policy .....	12
4.3	Furniture rental, custom booths, graphics and material handling (with Stronco) .....	12
❖	Furniture Order Form.....	12
❖	Material Handling & Early Receive Order Form.....	12
❖	Graphics & Signs Order Form.....	12
❖	Stronco Payment Policy .....	12
4.4	Audio-visual (with AV-Canada) .....	12
❖	Audio-Visual Order Form .....	12
4.5	Electrical, parking passes, water connections, natural gas, WiFi, banner hanging and booth cleaning (with EY Center).....	12
<b>5</b>	<b>Visibility .....</b>	<b>13</b>
5.1	Online Exhibitor listing .....	13
5.2	Advertise in our Show Guide .....	13
❖	Show guide advertisement order form.....	13
5.3	Stand out at the show with our Sponsorship Packages.....	13
5.4	Talk about your presence at the show.....	14
5.5	Personalized promo code .....	15
5.6	Complimentary tickets.....	15
<b>6</b>	<b>To-Do Checklist.....</b>	<b>15</b>

# 1 General information

## 1.1 Location

EY Centre  
4899 Uplands Drive,  
Ottawa, ON  
K1V 2N6

## 1.2 Show hours

Thursday, February 24<sup>th</sup>: 12pm - 9pm

Friday, February 25<sup>th</sup>: 12pm - 9pm

Saturday, February 26<sup>th</sup>: 10am - 7pm

Sunday, February 27<sup>th</sup>: 10am - 5pm

\*Please take note doors open 1h before the start of the show and close 30min after the end of the show

## 1.3 Move-in

Wednesday, February 23<sup>rd</sup>, 2022: 8am - 8pm

Thursday, February 24<sup>th</sup>, 2022: 8am - 11am (Hand Carry Only)

IMPORTANT: [Fill out your mandatory move-in questionnaire](#)

Please fill out your move-in questionnaire by January 8th. In order to avoid delays during move-in, please respect the 20-minute allocated loading dock access and advise Show Management of any additional delivery. Any delivery during Show days will only be allowed one hour before Show opening. Show Management must be advised to ensure facility will be accessible.

**Forklift Service:** Complimentary forklift service will be available for the transportation of heavy material, during move-in. Forklifts are available on Wednesday only and ending at 6pm. Exhibitors are required to confirm their forklift needs by returning the move-in form questionnaire.

## 1.4 Move-out

Sunday February 27<sup>th</sup>, 2022: 6pm -10pm

Monday February 28<sup>th</sup>, 2022: 8am - 2pm

No tear-down will be permitted before the end of the show on Sunday, February 27<sup>th</sup> at 5pm to respect all visitors of the show. Aisle carpets will be removed right when the show closes. Dollies and forklifts will only be allowed to circulate once the aisle carpets have been removed.

## 1.5 COVID information

As of September 22, 2021, by order of the Provincial Health Officer, proof of vaccination is required to access indoor organized events. Visitors must be fully vaccinated (two doses plus 14 days) and provide proof of vaccination along with photo ID to attend the Ottawa Fall Home Show. Current regulations require all people 12 & older to wear masks in indoor public settings. We are continuously monitoring the situation & will update you here with any changes to this policy.

Exhibitors are considered at a place of work and will not be asked to provide a proof of vaccination.

## 1.6 EY Center Parking

EY Centre parking is \$8.00 per day, tax included. This option is available onsite and is a single-entry ticket.

Please use the EY Center's online portal to purchase a parking pass, which allows to come in and out as many times as you need for the whole duration of the show. The parking pass is \$32 per car. There are limited parking passes available, they are sold on a first come, first served basis.

Take note: You may have already one included in your contract, please verify to make sure you don't buy it twice.

❖ [EY Center's online platform](#)

For any questions concerning your orders with the EY Center or any inquiries while using this platform please contact 613-822-8800 or [eventservices@eycentre.ca](mailto:eventservices@eycentre.ca).

## 1.7 Hotel Partner

Book your hotel room via Homewood Suites, before **February 5th**, and receive a discount!

Here are your booking options:

- 1) Call the hotel directly (613-422-3678) and provide dates and block **code EMF** and the front desk staff will take care of the rest;
- 2) Go to <https://www.hilton.com/en/homewood/>
  - a) Enter city and dates
  - b) Click on "add special rate codes"
  - c) Enter **code EMF** in the "group code" section.

## 1.8 Exhibitor Badges

You have 3 exhibitor badges included every 100sqft. Ex: If your booth space is a 10' x 20' you get 6 exhibitor badges. If you think you need more you can order some with the form below.

❖ [Exhibitor Badges Form](#)

# 2 Regulations

## 2.1 Insurance

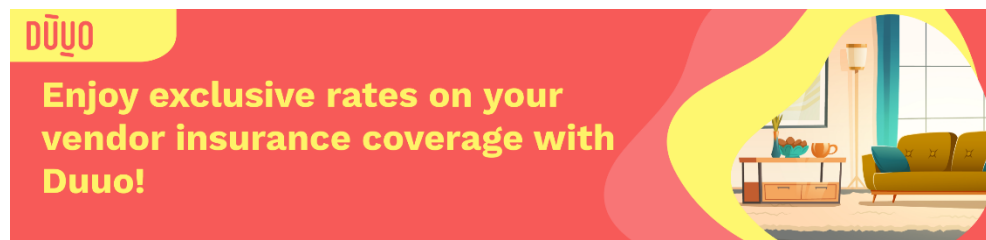
All participants are required to be insured for the duration of the show, including the move-in and move-out period as per your contract.

The following must be included in your insurance policy:

- Naming of “Ottawa Home and Remodeling Show” and “Marketplace Events” as additional insured. Exact wording of the show name is required and the address is 370 Guy Street, Suite 210, Montreal, QC, H3J 1S6
- The expiry date of the policy: show dates, including set-up and tear-down, must be covered (From January 26th to January 31st, 2022).
- Your full company name, as listed on your space rental contract.
- Your insurance should cover at least the following but is not restricted to:
  - Coverage of Third Party Bodily-Injury and Property-Damage
  - Blanket Contractual Liability
  - Employees as Additional Insured
  - Contingent Employers Liability
  - Broad-Form Property Damage
  - Personal Injury Liability
  - Cross Liability/Severability of Interest Clause.
  - Products and Completed Operations Liability (\$2,000,000 sublimit)

Please have your insurer fax your insurance certificate to the Ottawa Home and Remodeling Show at (514) 527-8449 or at [exhibitorservices@expomediainc.com](mailto:exhibitorservices@expomediainc.com) **before February 18th, 2022**. Exhibitors who have not submitted their proof of insurance will not be allowed to move in.

**Need a temporary exhibit insurance?** Our partners at **Duuo** are providing our exhibitors with an exclusive rate on the cost of vendor insurance for the Ottawa Home & Remodelling Show. [Click here](#) to purchase your coverage in just a few clicks!



## 2.2 Contest

Show Management will be strictly adhering to the guidelines for running contests and competitions as stated in the Competition Act and in the Exhibitor Manual. All contests must be approved by Show Management. Please send your contest rules & regulations and a copy of the ballot for approval to [exhibitorservices@expomediainc.com](mailto:exhibitorservices@expomediainc.com) prior to February 4th, 2022.

The following conditions must be clearly stated on the ballots (see example on next page):

- Approximate retail value of prize
- No purchase necessary
- Not redeemable for cash
- Delivery/Installation included/not included
- Information obtained from ballots is to be used in the following manner:
  - Solely by the exhibitor who collected the information
  - Solely for the purpose mentioned on the ballot
- Every coupon must have the following text:
  - Yes, I would like to receive future information from \_\_\_\_\_ (company)

Show Management reserves the right to terminate any contest, by removing ballots and ballot boxes from the booth, if it does not comply with the competition act, or with Show Management regulations.

This policy is in effect to protect the consumers, as well as yourselves. It is in the best interest of all concerned to adhere to the Competition Act and show regulations. If you have any questions please contact: [exhibitorservices@expomediainc.com](mailto:exhibitorservices@expomediainc.com) or (613) 667-0509 ext. 292.

Example of a contest ballot (Must be attached to your contest form)

Prize (detailed): Approximate retail value of prize – No purchase necessary – Not redeemable for cash – Delivery/Installation included/Not included	
First Name: _____	
Last Name: _____	
Age: _____	Phone#: _____
Email Address: _____	
<input type="checkbox"/> <b>Yes, I would like to receive future information from (company)</b>	

The competition act as ruled by the Government Federal State.

*“Competitions and like promotions conducted by exhibitors in conjunction with their displays shall be of a clear-cut nature, and free of any obligation to the winner. The award of awards, and the terms of same, must be clearly stated on the entry/ballot form. Awards which are conditional upon the placing of an order, or which represent a credit to be applied as part of payment of an order, are not permissible”.*

For more information on the Competition Act please contact the Competition Bureau at 1-800-348-5358.

## 2.3 Food and Beverage sample or sale

If you wish to offer or sell food and beverage sample during the show, you have to complete the authorization form from the EY Centre.

❖ [Food and Beverage Sampling authorization from EY Centre](#)

## 3 Rules and Regulations from the



### 3.1 Adhesives

The only tapes authorized for use on exhibit hall floors are; Double stick V (2-sided tape), Rainbow (1- sided 7ml vinyl), masking tape, #618 Suretape (cloth duct tape), and/or #174 high-adhesion double-faced tape. “Stick-on” floor decals, floor signs or similar promotional items, meant as floor décor, may not be used in or about the facility unless approved by the Show management by the EY. Acceptable wall adhesives are Lepage Fun Tak or similar putty



adhesive. Prohibited tapes include clear packaging tape, generic duct tape, and electrical tape on the exhibit hall floors. Heat tape or double-faced tape is prohibited on the carpets. All adhesive products must be removable without damage to the surfaces or building finishes. Charges will apply for all tape damage and for cleaning and removal by the facility of non-approved adhesives

### 3.2 Alcohol

EY Centre is a licensed facility. All alcoholic beverages must be provided by the EY Centre. Alcoholic beverages will be served in accordance with the regulations of the Alcohol and Gaming Commission of Ontario. \*\*\* **EY Centre has a zero-tolerance policy with respect to alcohol policy infractions.** Alcohol will be seized and discarded. Exhibitors are responsible for the conduct of their staff at all times while participating in the Show, including move-in and move-out periods.

### 3.3 Animals

Animals or pets, with the exception of service animals, are not permitted inside EY Centre facilities.

### 3.4 Balloons

Helium or lighter-than-air- balloons are prohibited inside and outside the building.

### 3.5 Copywriting Material

Each exhibitor is responsible for obtaining all necessary licenses and permits to use music, photographs or other copyrighted material in their booth or display. For more information, please visit [www.socan.ca](http://www.socan.ca)

### 3.6 Custom Broker

USA and Foreign Exhibitors can arrange custom clearance through Stronco. No form required please call directly 613-822-8800 x230.

### 3.7 Electrical Safety Requirements

**Please read the following regulations carefully. Inspectors from Electrical Safety Authority will inspect your display.** Each Exhibitor who displays or offers for sale any electrical equipment in the province of Ontario is subject to the requirements of the Electrical Safety Code of Ontario and compliance with these regulations is mandatory. The following requirements must be adhered to in the installation of all temporary electrical and lighting equipment or services.

1. All electrical connections, installations, assemblies, motors and any electrical operating gear must conform to all Federal, Provincial, and Municipal electrical and fire codes.
2. All electrical fixtures, fittings, and appliances must be CSA approved.
3. Latex wire cord, duplex, and triplex plugs are not allowed
4. Exhibitors may not store materials on or around any electrical equipment or connections of any kind.
5. Equipment that trips circuits due to overload may not be restarted until FES has found the source and corrected the problem.
6. Specialized equipment requiring company engineers and technicians may be used with prior written approval of EY Centre.
7. Wall and pillar plugs distributed around the building are for the specific use of EY Centre and their exclusive service providers and are not for the use of exhibitors. A fee will be charged if these outlets are used, or they may be disconnected at the discretion of the Building and/or FES.

### 3.8 [Electrical Safety Authority](#)

The Ontario Electrical Safety Code is the provincial regulation that defines the minimum requirements for electrical installations and electrical products in Ontario. The Electrical Safety Authority is responsible for enforcement of the Ontario Electrical Safety Code. The Electrical Safety Authority (ESA) is authorized by provincial legislation to conduct electrical inspections at facilities in Ontario including EY Centre. Electrical inspections are required on temporary electrical installations, and all electrical equipment must be certified with a recognized standards label (i.e.: CSA monogram) before it may be used (either for display purposes or as part of a presentation.)

For more information, visit the ESA web site at [www.esasafe.com](http://www.esasafe.com) or speak with our Exclusive Electrical Service Provider Freeman Electrical Services.

\*\*\* To contact an Electrical Safety Authority representative for more information or to apply for an inspection, call 1-877-ESA-SAFE.

Electrical equipment that fails to comply with the safety code requirements may be refused connection to a power source and may be ordered to be removed from the display.

### 3.9 [Fire regulations - General](#)

1. All involved parties with any show exhibit must comply with Federal, Provincial and Municipal building and fire codes.
2. All fire and emergency equipment located in the building may not be hidden or obstructed in any way.
3. Emergency exits and aisles must be kept clear and unobstructed.
4. All electrical equipment must be CSA or UL approved.

5. Draping, table covering, booth partitioning and carpeting used in a show must be of flame-retardant material.
6. All material is subject to inspection and flame-testing at any time by the Ottawa Fire Department and/or the Building's Director of Fire Safety.
7. Plastic fabrics and other materials that are not fire retardant are prohibited.
8. Boxes, packaging and other unused exhibitor material must not be stored on top of, or around any electrical connections, fittings, or transformers.
9. Any equipment that uses open flame as part of an exhibit must be approved in writing by Show Management and the EY Centre.

#### 3.10 Flammable materials

No flammable material will be allowed in any part of the EY Centre and no goods or materials that conflict with the rules of the Ottawa Fire Department or any relevant governmental authority may be exhibited or brought into the building. Only non-flammable or flame retardant treated materials can be used for table skirting, exhibit drapes, or decoration

## 4 Booth conformance and Order forms

### 4.1 Floor covering (with Stronco)

Floor covering (same size as your booth) is mandatory for your booth. It could be carpets, tiles, etc. and it has to be the same size as your booth space. If you don't have any, you can rent it with **Stronco**, our official supplier for furniture, carpets and more. Preferential pricing before **February 1<sup>st</sup>**.

- ❖ [Stronco Carpet Order Form](#)
- ❖ [Stronco Payment Policy](#)

To order online with Stronco, [click Here](#)

Show Code : **510834609**

### 4.2 Booth Walls (with Stronco)

Black partitions are provided by the Show Management except if you are located on the main aisle. **Rigid walls are mandatory for booths located on the main aisle.** You can rent rigid walls or custom booths with Stronco (see order forms below). If your walls are higher than 8', they have to be finished on both sides. No publicity is allowed on the back side. Any walls higher than 12' have to be approved by the show management (please contact [exhibitorservices@expomediainc.com](mailto:exhibitorservices@expomediainc.com)). Preferential pricing before **February 1<sup>st</sup>**.

- ❖ [Hardwall Booth Rental Form](#)
- ❖ [Stronco Payment Policy](#)

To order online with Stronco, [click Here](#)

Show Code : **510834609**

- 4.3 Furniture rental, custom booths, graphics and material handling (with Stronco)  
Please use the following forms to order furniture, signs & graphics, or transportation and early receipt from Stronco, the official show decorator. Preferential pricing before **February 1<sup>st</sup>**.

- ❖ [Furniture Order Form](#)
- ❖ [Transportation and Border Services](#)
- ❖ [Material Handling & Early Receive Order Form](#)
- ❖ [Graphics & Signs Order Form](#)
- ❖ [Stronco Payment Policy](#)

To order online with Stronco, [click Here](#)

Show Code : **510834609**

- 4.4 Audio-visual (with AV-Canada)  
If you wish to rent audio-visual equipment or services for your booth, you may use our official Audio-Visual supplier, AV-Canada. Please fill out the form below and send it to [gene.h@av-canada.com](mailto:gene.h@av-canada.com). Early bird pricing ends on **February 10<sup>th</sup>**.

- ❖ [Audio-Visual Order Form](#)

- 4.5 Electrical, parking passes, water connections, natural gas, WiFi, banner hanging and booth cleaning (with EY Center).

The EY Center is the supplier for the following services. Please use the [EY Center's online platform](#) to place your orders if you need any of the following for the show:

Preferential pricing ends on **February 3<sup>rd</sup>**.

- Electricity orders
  - Please note that your booth does not come with electrical. You must order electricity if needed.
- Water connections

- Natural gas
- Internet / WiFi
- Banner hanging
  - There is a visibility fee of \$500 for banner hanging. If you wish to purchase this visibility, please contact show management at [exhibitorservices@expomediainc.com](mailto:exhibitorservices@expomediainc.com). Once approved by show management, you may order your banner hanging services from the EY Center.
- Booth cleaning

For any questions concerning your orders with the EY Center or any inquiries while using this platform please contact 613-822-8800 or [eventservices@eycentre.ca](mailto:eventservices@eycentre.ca).

## 5 Visibility

### 5.1 Online Exhibitor listing

Your basic listing will be uploaded to the website when you book your booth. Within 24 hours you will receive an automated email to enhance your listing. This link can be used multiple times and you can make updates and changes to your listing until ONE day after the show commences. If you have any questions regarding the online exhibitor listing or do not receive the link, please email [exhibitorservices@expomediainc.com](mailto:exhibitorservices@expomediainc.com)

Need help with your listing? View the tutorial video - <https://youtu.be/ecSxq1oKuYg> and the [FAQs](#)

### 5.2 Advertise in our Show Guide

Advertise in the Show Guide! With over 30,000 copies distributed, the Show Guide is the exhibitor reference for all the visitors. Please send form below to [WENDY@DTARGET.COM](mailto:WENDY@DTARGET.COM) before January 21<sup>st</sup> to receive the early bird discount. The deadline for all orders is **February 4<sup>th</sup>**.

❖ [Show guide advertisement order form](#)

### 5.3 Stand out at the show with our Sponsorship Packages

We offer three levels of sponsorship packages, Gold, Silver and Bronze. If you wish to tailor a sponsorship package to your specific goals, please reach out to the team at [exhibitorservices@expomediainc.com](mailto:exhibitorservices@expomediainc.com) before **February 11<sup>th</sup>**.

## Gold

- Recognition as Gold Sponsor on our sponsors section of the website (Value \$250)
- Logo inclusion on our floor plan as official show sponsor and in our Show Guide distributed to visitors onsite (Value \$600)
- Onsite floor decals directing people to your booth 3x (Value \$300)
- Two social media posts (Value \$598)
- Logo inclusion in five (5) pre-show e-blasts (Value \$500) sent to 24,753 targeted readers

Total Value \$2,248

Investment \$1,000



## Silver - 5 available

- Recognition as Silver Sponsor on our sponsors section of the website (Value \$250)
- Logo inclusion on our floor plan and in our Show Guide distributed to visitors onsite (Value \$300)
- Onsite floor decals directing people to your booth 3x (Value \$300)
- Logo inclusion in five (5) pre-show e-blasts sent to 24,753 targeted readers (Value \$500)

Total Value \$1350

Investment \$750



## Bronze - 10 available




- Recognition as Bronze Sponsor on our sponsors section of the website (Value of \$250)
- Logo inclusion on our floor plan onsite and in our Show Guide distributed to visitors onsite (Value \$300)
- Logo inclusion in five (5) pre-show e-blasts sent to 24,753 targeted readers (Value \$500)

Total Value \$1050

Investment \$500



### 5.4 Talk about your presence at the show

You can tag us on    @ottawahomeshows using the hashtag **#OHR22**. Post pictures of your booth and announce onsite contests/discounts!

Contact [exhibitorservices@expomediainc.com](mailto:exhibitorservices@expomediainc.com) if you need our logo for your content creation.

### 5.5 Personalized promo code

Offer your clients a discount on show tickets with your own personalized promo code.

Contact [exhibitorservices@expomediainc.com](mailto:exhibitorservices@expomediainc.com) to receive your promo code today!

### 5.6 Complimentary tickets

Each exhibitor will receive 20 complimentary tickets to the show to invite their prospects, customers and friends. Many exhibitors use these for social media contests (a suggested fun use for you to promote your presence at the show). If you wish to receive more tickets, please contact [exhibitorservices@expomediainc.com](mailto:exhibitorservices@expomediainc.com)

## 6 To-Do Checklist

Please use our checklist below to make sure you have a successful and stress-free show.

- ☐ Step 1: Read the exhibitor kit, including all rules and regulations
- ☐ Step 2: Fill out your online exhibitor listing to ensure visibility on our website
- ☐ Step 3: Take a look at our sponsorship packages and order by **February 11<sup>th</sup>**
- ☐ Step 4: Send your request to advertise in our show guide by **February 4<sup>th</sup>**
- ☐ Step 5: Book your hotel by **February 5<sup>th</sup>** to receive a discount
- ☐ Step 6: Fill out your mandatory move-in form by **February 11<sup>th</sup>**
- ☐ Step 7: Submit your proof of Insurance by **February 18<sup>th</sup>**
- ☐ Step 8: Submit all supplier order forms for your booth (electrical, carpet (\*mandatory floor covering), furniture, wi-fi, parking pass, etc.) (**pay attention to individual supplier deadlines for early bird pricing**)
  - Stronco preferential pricing deadline – **February 1<sup>st</sup>**
  - Ey Center preferential pricing deadling – **February 3<sup>rd</sup>**
- ☐ Step 9: If your booth is located on the main aisle, order mandatory rigid walls
- ☐ Step 10: Submit your contest for approval if necessary
- ☐ Step 11: Promote your presence at the Ottawa Home and Remodeling show on social medias!